



# RADINFO

DEPARTMENT OF RADIOLOGY  
WAKE FOREST UNIVERSITY  
BAPTIST MEDICAL CENTER



VOLUME I, ISSUE I

JULY, 2006

Allen D. Elster, M.D., Chair

### Vice Chairs

Michael E. Bettmann, M.D.

Interventional Services

J. Jeffrey Carr, M.D.

Clinical Research

Edward V. Staab, M.D.

Education

Ronald J. Zagoria, M.D.

Medical Affairs

### Section Heads

Craig E. Barnes, M.D.

Pediatrics

Michael E. Bettmann, M.D.

Interventional

Hollins P. Clark, M.D.

Cardiothoracic

Rita I. Freimanis, M.D.

Breast Imaging

Leon Lenchik, M.D.

Musculoskeletal

Dixon M. Moody, M.D.

Neuroradiology

James D. Ball, M.D.

Nuclear Medicine

Ronald J. Zagoria, M.D.

Abdominal Imaging

### Inside this issue:

Resident Annual Fund	2
Education in Radiology	3
Resident News	4
Department Updates	5
Department Updates	6
Department Updates	7

## RSNA Awards 2005

Three of our very distinguished faculty received awards at the 2005 Radiological Society of North America meeting in Chicago. C. Douglas Maynard, M.D., Professor Emeritus and former Chair of the Department of Radiology, was the recipient of the RSNA Gold Medal. Dixon M. Moody, M.D., Professor of Radiology and Section Head of Neuroradiology, was the recipient of the Outstanding Researcher Award. Thomas S. Harle, M.D., Professor of Radiology, was honored by the American Association

for Women Radiologists with the AAWR President's Award.

For additional information, click on the following RSNA News links.

\*Gold Medal, C. Douglas Maynard, M.D.  
**RSNA News**

\*Outstanding Researcher Award, Dixon M. Moody, M.D. – **RSNA News**



Thomas S. Harle, M.D., Dixon M. Moody, M.D.,  
C. Douglas Maynard, M.D.

## Alumni Meeting 2006

Our first radiology Alumni Meeting will be held October 6-7. This is a great opportunity for you to reunite with former classmates and meet our current faculty, fellows, and residents. We hope this will become an annual event with participation from many of our alumni.

A CME program has been organized for Friday, October 6 and a reception/dinner Friday evening. A family bar-

becue at Miller Park followed by WFU tailgating and Wake Forest football is scheduled for Saturday.

We hope you will have time to tour downtown Winston-Salem to view the ongoing development of the Piedmont Triad Research Park which is home to more than 30 companies and medical school departments. The Park is dedicated to biomedical research. Dr. Douglas

Maynard played a key role creating this community development program.

For information on tailgating, football game tickets, and hotels, contact the Office of Alumni Affairs at 336-716-2423. For other questions, call the Office of Continuing Medical Education at 336-713-7755.

GO D-E-A-C-S!

**Meeting Brochure**

## Radiology Resident Annual Fund for Education Initiated

*Allen D. Elster, M.D.*

*“To meet this national demand, we have expanded our residency and fellowship programs by about 25% over the last 10 years.”*

I am delighted to announce the excellent response we have had from many of you since January 2006 when our campaign to create an Annual Fund for Radiology Resident and Fellow Education was initiated. As many of you may be aware, Medicare has frozen its funding of graduate medical education programs since 1996. Radiology has been particularly affected, since the need to train radiology residents has grown during this period due to the dramatic expansion of imaging. To meet this national demand, we have expanded our residency and fellowship programs by about 25% over the last 10 years.

Simultaneously, educational expenses for residents have increased, such as the cost of textbooks and travel to national meetings. The AFIP, a major educational experience for all our residents founded by former Wake Forest faculty member, Lee Theros, has nearly doubled its tuition during this period. With no sources of external funding, we have therefore, turned to the good will of our alumni and friends to help supplement our residents educational needs.

The Radiology Resident Annual Fund for Education is fully tax-deductible, gifts being considered donations to the Wake Forest University School of Medicine. This fund is fully protected, meaning

that 100% of its proceeds will be used for the purposes intended – supporting resident and fellow education.

We have been thrilled with the generosity of our alumni to date. A listing of the donors processed by June 30, 2006 is given below. If you have not yet given, please think back over what your residency training meant to you and give generously. All contributions should be designated as “Radiology Resident Annual Fund for Education” and can be sent to the Office of Development, Wake Forest University Health Sciences, Medical Center Boulevard, Winston-Salem, NC 27157.

### RADIOLOGY HONOR ROLL

#### Gold Circle

John Bodine  
David Cox  
Janel Cox  
Anita & Charles Hood  
Neil A. Ramquist  
Rocco J. Tritico

#### Silver Circle

William J. Banks  
Steven A. Cremer  
David D. Durden  
Scott R. Kennedy  
Mark J. Liang  
P. Richard Moran and  
Margaret A. Tuomi  
Michael P. Murphy  
Ernest B. Spangler

John L. Ulmer

#### Bronze Circle

Michael Y. Chen  
David P. Dalzell  
Mark T. Edge  
Rita I. Freimanis  
Judson R. Gash  
Price W. Halford  
James B. Haswell  
Lawrence J. Samuels  
Robert E. Shepherd  
Gerald C. Smidebush  
Randall S. Teague  
Dr. Thomas B. Wiggins and  
Mrs. Rachel D. Wiggins  
Neil T. Wolfman

#### Chair's Circle

George C. Barrett  
Thomas R. Blackburn  
Michelle S. Bradbury  
Thomas L. D'Alessio  
Bryon A. Dickerson  
Deborah A. DiPersio  
John A. Freeman, Jr.  
John D. Howard  
Thomas H. Hunt  
Richard C. Kernish  
Erik J. Kilgore  
Clarence E. Lloyd, Jr.  
Liem T. Mansfield  
Frederick M. McLean  
Phillip Moeser  
Padraig P. Morris  
James J. Perumpillichira  
Dr. & Mrs. Lee F. Rogers  
Richard E. Seggerman  
Mark Shogry  
Edward V. Staab  
Megan K. Strother

*(Continued on page 7)*

## Education in Radiology at Wake Forest Baptist Medical Center

Many constituencies rely on the resources of the Department of Radiology at Wake Forest to meet their needs to train various healthcare providers. We currently have 40 residents in Radiology and 10 to 20 fellows in any given year. This makes Wake Forest one of the larger training programs in the country. We participate in the education of the medical students during each of their four years. Radiology images have become an integral part of the anatomy course taught to the first year students. Our residents and fellows teach in the anatomy laboratories using state-of-the-art communication systems. We provide CT's and MRI's of the whole cadaver and teach the medical students how to create 3D volumetric images of these datasets. We use abnormal studies so that the students are provided a context for learning anatomy. We see the medical students sporadically in the second year during the clinical courses. All students are required to participate in an introduction to radiology rotation in the third year. Finally we have a variety of electives for them in the fourth year. Approximately 75% will choose one of these electives. Recently, there has been an increase in the number of medical students going into Radiology from Wake Forest.

Other educational activities that we currently are in-

cluded with include; lectures in the Physician Assistant Program, clinical electives by non-radiology interns, residents, and fellows, technology training, frequent presentations to other departments, multidisciplinary conferences, the Nuclear Medicine residency training program and training of basic scientists from the Virginia Tech bioengineering program at Wake Forest.

We also organize several CME courses at resort locations in any given year. Several practicing radiologists will spend time in our department on mini-fellowships.

More recently we have established the DEAC (Departmental Educational Advisory Committee) committee so that we continually examine our educational offerings.

Time commitment is formidable when one is also responsible for research and clinical work. For example, the Chairman of our Department is committed to 100 contact hours with medical students and that is only with the first year class.

Education is a prime commitment of an academic medical center. Many of you teach and are good at it. In some areas the practicing radiologist is better than the faculty at academic medical centers. But what makes the academic

department different is the sheer breadth and amount of teaching that is requested and required.

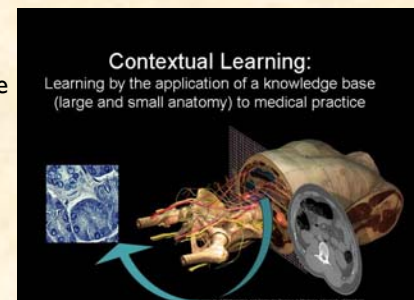
Several leaders in Radiology have called attention to the increasing demands and changing milieu in the academic health science centers. The ever increasing demand for patient care and imaging that you are experiencing also impacts the faculty in the radiology departments. The demand for better research with both national and international recognition along with a genuine commitment that is well documented for education makes advancement in academic departments more challenging these days. Everybody is aware of the handsome salaries accorded new, young radiologists in the private practice setting. It is becoming increasingly more difficult to retain good teachers.

You should be proud of your university and department. It continues to train excellent residents for your manpower needs. They routinely pass their board examinations and most enter private practice after another year of specialty training.

When I was a resident I remember the numerous presentations given by the radiologists in private practice. They were always well received and broadened our perspectives. I invite you

to consider playing a role in the education of our future radiology healthcare providers.

*Edward V. Staab, M.D.*



*“You should be proud of your university and department. It continues to train excellent residents for your manpower needs.”*

## Resident News



Ron Penner and Marta Heilbrun

Dr. Marta Heilbrun (Class of 2006) has been honored for her research work in radiology. At the AUR meeting in Montreal in 2005, she presented a paper on the socioeconomic implications of decision making after negative emergency CT of the abdomen/pelvis. The paper won the ACR/Thorwarth award and was one of three papers selected to be delivered at an occasion of honor, the plenary lunch at the film interpretation competition. Her presentation and award, therefore, gave WFU visibility and prominence.

She is also the recipient of the RSNA President's Circle Research Resident grant for a project with Dr. Jeff Carr on developing CT phenotypes to evaluate cardiovascular disease risk with animal models.

A paper submission is imminent on that topic. Other research in this department includes work with Dr. Felix Chew on musculoskeletal trauma in the elderly and the growth of the contralateral kidney in patients with unilateral multicystic dysplastic kidney with Dr. Craig Barnes in pediatric radiology.


Dr. Heilbrun was also selected for the RSNA/ARRS/AUR Introduction to Research Program in 2003. Her RSNA paper presentation in December 2005 was on the "Utility of CT-guided biopsy prior to RFA Procedures" with Dr. Ronald Zagoria. This paper has been submitted to the AJR and is in the revision process.

In July 2006 she started a fellowship in Abdominal Imaging

at the University of Utah. Dr. Heilbrun is interested in combining radiology with the study of radiology informatics and public health policy.

She is married to Ron Penner and has two daughters.

### THE DEACON



*Many thanks to talented artist, Dr. Eric Lyders, who created our DEACON logo. Eric is a third year diagnostic radiology resident.*

## Residents and Fellows Banquet

The annual Department of Radiology banquet for departing residents and fellows was held on June 22, 2006 at Forsyth Country Club. Dr. Rita Freimanis, Director, Diagnostic Radiology Residency Program hosted the event. Dr. Michael Oliphant, Assistant Director, Diagnostic Radiology Residency Program gave a very entertaining roast of the fourth year residents which was enlightening to the many family members who attended. The out-going-co-chief residents, Drs. Susan Lie-

Nielsen and Jim Sancrant were presented with WFUSM chairs in recognition of their outstanding service.

Several awards were also presented. Dr. Marta Heilbrun, a graduating senior resident, was the recipient of the RSNA Research Award. This award is presented each year to the resident or fellow who has contributed most significantly to the departmental effort in radiological investigation. Dr. Justin Frederick, a first year resident, received the Elias G.

Theros, M.D. Research Award for publication of research in the field of radiology. Dr. Michael Oliphant was honored by the fourth year residents with the James L. Quinn, III, M.D. Award for Teaching Excellence. Dr. Oliphant also received this award last year.

We wish the Class of 2006 success and happiness.

## Department Updates

### KUDOS

**E. Lynn Anthony, M.D.**, has been selected as an Alternate Councilor of the Executive Committee of the NC Chapter of the American College of Radiology.

**Paul J. Laurienti, M.D., Ph.D.**, has been appointed a member of the Medical Imaging Study Section of the NIH.

**Edward V. Staab, M.D.**, has been appointed to the Editorial Advisory Committee of the *American Journal of Roentgenology*.

**Ronald J. Zagoria, M.D.**, was recently selected the new Editor-in-Chief of the *Journal of Emergency Radiology* effective July 2006.

### NEW FACULTY

**Joseph A. Ciacci, D.O.**, Assistant Professor, Interventional Radiology, January 1, 2006.

**David J. DiSantis, M.D.**, Associate Professor, Abdominal Imaging, July 1, 2006.

**Michel O. DeMaeseneer, M.D., Ph.D.**, Professor, Musculoskeletal Radiology, January, 1, 2006.

**Jay A. Requarth, M.D.**, Assistant Professor, Interventional Radiology, July 1, 2006.

**Martha C. Wasserman, M.D.**, Assistant Professor, Nuclear Medicine, August 1, 2006.

**Paul L. Wasserman, D.O.**, Assistant Professor, Musculoskeletal, August 1, 2006.

### NEW RESIDENTS AND FELLOWS

The following residents and fellows joined our program July 1, 2006:

RESIDENTS: **Kelly A. Brozzetti, M.D.**, State University of New York at Syracuse College of Medicine; **Kamran J. Khaghany, M.D.**, Michigan State University College of Human Medicine; **Bahram Kiani, M.D.**, Ohio State University College of Medicine; **Blake E. McGehee, M.D.**, University of Texas Medical School at Galveston; **Ann C. Pederzoli, M.D.**, Ohio State University College of Medicine; **Vincent B. Rowley, M.D.**, University of South Florida College of Medicine; **Jason K. Skyles, M.D.**, Saint Louis University Health Sciences Center; **Brent T. Steadman, M.D.**, Medical College of Georgia; **Jacob S. Tausig, M.D.**, University of Kansas School of Medicine; **Wade R. Wilkerson, M.D.**, Wake Forest University School of Medicine.

ABDOMINAL IMAGING FELLOWS: **Michael B. Berry, M.D.**, University of Texas Southwestern Medical School at Dallas; **David D. Childs, M.D.**, Wake Forest University School of Medicine; **Daniel W. Entrikin, M.D.**, University of California San Diego School of Medicine; **Tara R. Herzberg, M.D.**, Jefferson Medical College; **Louise D. Milner,**

**M.D.**, Case Western Reserve University School of Medicine.

MUSCULOSKELETAL FELLOWS: **David M. Bowen, M.D.**, Medical College of Georgia; **Jason M. Browning, M.D.**, Medical College of Ohio; **Amy K. Riddle, M.D.**, Indiana University School of Medicine.

NEURORADIOLOGY FELLOWS: **W. Scott Lynn, M.D.**, University of Alabama School of Medicine; **Jeffrey M. Pollock, M.D.**, Vanderbilt University School of Medicine; **Thomas W. Walkiewicz, M.D.**, University of Nevada School of Medicine; **Thomas G. West, M.D.**, Wake Forest University School of Medicine.

NUCLEAR MEDICINE FELLOW: **Anita J. Thomas, M.D.**, University of Louisville School of Medicine.

### DEPARTING RESIDENTS AND FELLOWS

The following residents and fellows completed training June 30, 2006:

**Michael E. Bennett, M.D.**, fellow in neuroradiology, has joined Diversified Radiology of Colorado in Denver CO.

**Noel M. Bergquist, M.D.**, fellow in women's imaging, will be joining Radiology of Huntsville, Huntsville, AL.

### Our Websites

[www1.wfubmc.edu](http://www1.wfubmc.edu)  
[www1.wfubmc.edu/rad](http://www1.wfubmc.edu/rad)  
[www1.wfubmc.edu/radiology](http://www1.wfubmc.edu/radiology)  
[www1.wfubmc.edu/pet](http://www1.wfubmc.edu/pet)  
[www1.wfubmc.edu/nuclear](http://www1.wfubmc.edu/nuclear)  
[www1.wfubmc.edu/bme](http://www1.wfubmc.edu/bme)

### CME Meetings

**October 6-7, 2006**  
*Alumni Meeting*  
 Winston-Salem, NC

**January 21-26, 2007**  
*Radiology Winter Meeting*  
 Westin Resort & Spa/Los Cabos Resort and Spa  
 San Jose del Cabo, Mexico

## Department Updates

### ALUMNI

Future issues of **RAD-INFO** will include a page for our alumni. If you would like to be featured in our newsletter, contact Carolyn Ezzell at [cezzell@wfubmc.edu](mailto:cezzell@wfubmc.edu).

**Michael B. Berry, M.D.**, resident in diagnostic radiology, is a fellow in abdominal imaging at Wake Forest University Baptist Medical Center.

**Ashley F. Blurton, M.D.**, PET/CT research fellow, is a resident in Nuclear Medicine at Baylor School of Medicine.

**Matthew S. Blurton, M.D.**, abdominal imaging fellow, has joined Singleton Associates in Houston, TX.

**Djenaba T. Bradford-Kennedy, M.D.**, thoracic imaging fellow, has joined the staff of the Veterans Administration Hospital in Salisbury, NC.

**Nicole S. Burbank, M.D.**, interventional fellow, is with Radiologic Associates of North Idaho in Coeur d'Alene, ID.

**W. Forrest Carson, M.D.**, abdominal imaging fellow, has joined Lakeland Radiologists, PA in Jackson, MS.

**Shawn A. Corey, M.D.**, resident in diagnostic radiology, is a neuroradiology fellow at Stanford University School of Medicine.

**Daniel W. Entrikin, M.D.**, resident in diagnostic radiology, is an abdominal/MRI fellow at Wake Forest University Baptist Medical Center.

**Marta E. Heilbrun, M.D.**, resident in diagnostic radiology, is a fellow in abdominal imaging at the University of Utah School of Medicine in

Salt Lake City, Utah.

**Douglas M. Johnson, M.D.**, thoracic imaging fellow, is with Gaston Radiology in Gastonia, NC.

**Elaine G. Khatod, M.D.**, resident in diagnostic radiology, is a fellow in neuroradiology at Emory University School of Medicine in Atlanta, Georgia.

**Joseph K. Kurkjian, M.D.**, fellow in nuclear medicine, is considering several options.

**Susan T. Lie-Nielsen, M.D.**, resident in diagnostic radiology, is taking time off to spend with her new twins, Matilda and Erik.

**Christopher W.T. Matern, M.D.**, fellow in neuroradiology, has joined Greensboro Radiology, PA in Greensboro, NC.

**Louise D. Milner, M.D.**, resident in diagnostic radiology, is an abdominal imaging fellow at Wake Forest University Baptist Medical Center.

**Darin K. Morgan, M.D.**, fellow in musculoskeletal radiology, returned to duty in the United States Air Force.

**Ariel A. Pertile, M.D.**, abdominal imaging fellow, is in private practice in Columbia, SC.

**Chad J. Potter, M.D.**, musculoskeletal fellow, has joined Cape Radiology, Cape Girardeau, MO.

**Jay A. Requarth, M.D.**, interventional fellow, has joined the interventional faculty at Wake Forest University School of Medicine.

**James R. Sancrant, D.O.**, resident in diagnostic radiology, has joined Forsyth Radiological Associates in Winston-Salem, NC.

**Ronald M. Sayers, M.D.**, fellow in neuroradiology, is with Riverside Radiology Associates in Columbus, OH.

**Shamit Sarangi, M.D.**, fellow in neuroradiology, will be joining Naples Radiologists in Naples, FL.

**J. Christian Scales, M.D.**, fellow in abdominal imaging, has joined Radiology of Huntsville, Huntsville, AL.

**A. Grant Thaxton, M.D.**, fellow in abdominal imaging, is in private practice in Greenville, NC.

**Thomas M. Wooldridge, M.D.**, fellow in musculoskeletal radiology, is with Mountain Empire Radiology in Johnson City, TN.

### PROMOTIONS

The following faculty members received promotions effective July 1, 2006:

PROFESSOR: **J. Jeffrey Carr, M.D.**

ASSOCIATE PROFESSOR: **Paul J. Laurienti, M.D., Ph.D.**

(Continued on page 7)

## Department Updates

### BIRTHS

Ani Rose Milia Maldjian, February 14, 2006, to **Joe and Marianna Maldjian**. Joe is Professor of Radiology, Neuroradiology.

Matilda Jordan and Erik Turner Lie-Nielsen, February 23, 2006, to **Susan & Erik Lie-Nielsen**. Susan is a former resident and co-chief resident in radiology.

Patrick Forrest Carson, March 7, 2006, to **Forrest**

and **Chris Carson**. Forrest is a former resident and fellow in radiology. He was also co-chief resident.


Caroline Monson Krehbiel, April 20, 2006, to **Kyle and Kara Krehbiel**. Kyle is a fourth year resident in radiology.

Ellery Ford Blurton, May 1, 2006 to **Matt and Ashley Blurton**. Matt is a former resident and fellow in radiology and co-chief resident.

Ashley is a former PET/CT research fellow.

Augustus Jack Berry, June 21, 2006, to **Mike and Crisiane Berry**. Mike is an abdominal imaging fellow.

Hunter James Wilkerson, July 19, 2006, to **Wade and Laura Wilkerson**. Wade is a first year diagnostic radiology resident.



### RADINFO

is an electronic publication for the alumni, faculty, residents, fellows, and staff of the Department of Radiology at Wake Forest University Baptist Medical Center.

#### Editors

Carolyn Ezzell  
Phone: 336-716-2466  
Email: cezzell@wfubmc.edu

Edward V. Staab, M.D.  
Phone: 336-716-9509  
Email: estaab@wfubmc.edu

Photographer  
Ellen Henson  
ehenson@wfubmc.edu

## Radiology Annual Fund

### Resident's Circle

Bonnie L. Anderson  
Marjorie Bowman  
Neeraj B. Chepuri  
Robert H. Choplin  
Kirkland W. Davis  
Walter E. Dayton  
Ali Farahnakian  
Albert S. Hale, Jr.  
Thomas E. Lawrence  
Lee Ann Naylor

April A. Preston  
Kevin M. Spangler  
Richard L. Witcofski

## Resident and Fellow Banquet



Rita Freimanis  
Marta Heilbrun



Michael Oliphant



Justin Frederick  
Kerry Link

